S.100R

The ideal choice for medium weight transportation.
Spiral Coolers, Radius Conveyors.
Construction: side modules, centre modules
FDA approved.



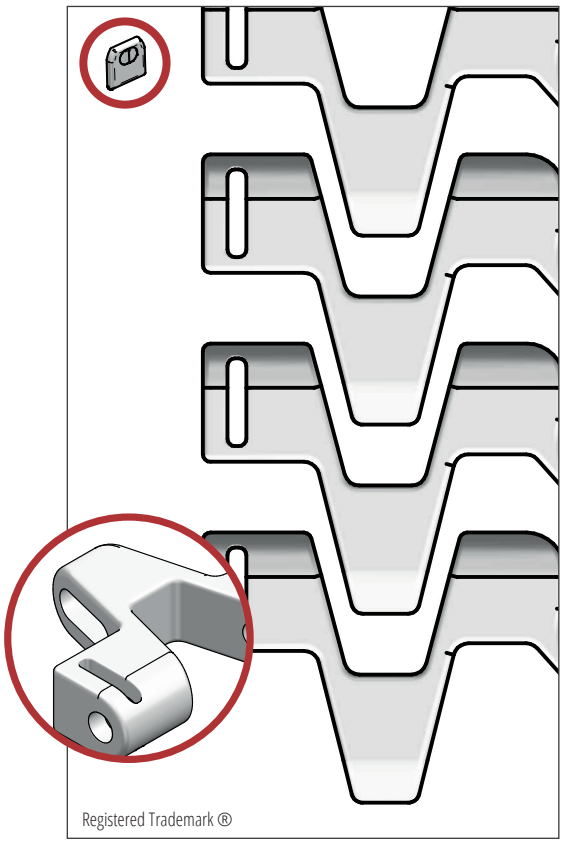

SUGGESTED INDUSTRIES

STANDARD FEATURES

Belt surface	Smooth
Open area	52 %
Strength	The ideal choice for medium-duty transportation
Cleanability	Good
Width interval	Normally 20 mm. E.g: 209 mm, 229 mm etc.

BELT DATA

Belt materials	Temperature		Rods	Max. belt pull kg/m	Belt weight kg/m²	Standard Colours
	Min.	Max.				
PP	+ 5	100	PP	60	4,5	White/Blue
			Nylon	90	4,5	
			Steel	100	10	
POM	- 43	95	PP	75	7	Natural/Blue
			Nylon	110	7	
			Steel	150	12,5	

ACCESSORIES

Type	mm
Flights	25, 50, 75
Side Guard	25
Friction Top	Yes
Hooks	Yes

SPROCKET ENGAGEMENT

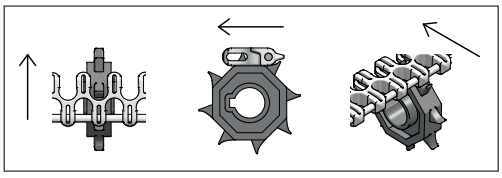

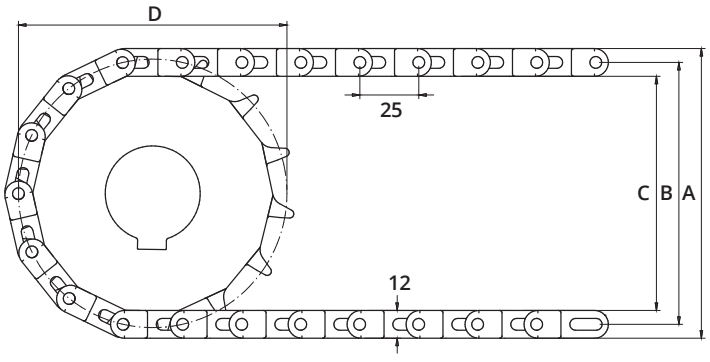

SPROCKET DATA

A = Outside, B = Pitch, C = Inside, D = Pitch Circle Diameter

No. Teeth	A	B	C	D	Hub Width	Round Bore		Square Bore	
	mm	mm	mm	mm	mm	mm	Inch	mm	Inch
8	74	62	50	66	20	20 / 25	¾ / 1	25	
12	106	94	82	98	20	20 / 25 / 30 / 40	¾ / 1 / 1¼	25 / 40	1½
20	173	161	149	162	35	25 / 30 / 40	1 / 1¼	25 / 40	1½

S.100R BELT DIMENSIONS

S. 100R-25 mm radius

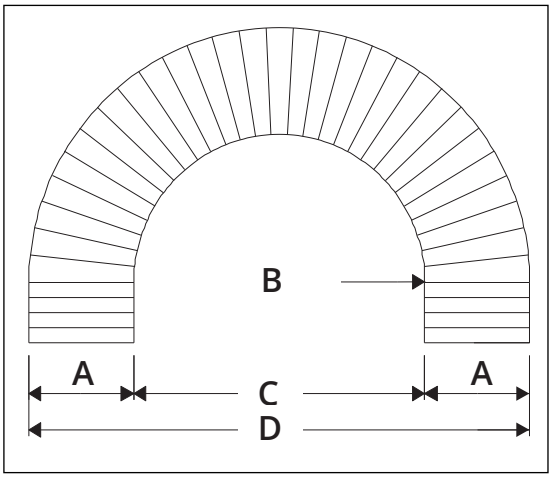

A = Standard belt width

B = Inner radius

C = Inner diameter

D = Outer diameter

A	209	270	373	475	577	679	782	884	986	1088
B	297	419	617	810	1044	1173	1408	1675	1898	2143
C	594	838	1234	1620	2088	2346	2816	3350	3796	4286
D	1012	1378	1980	2570	3242	3704	4380	5118	5768	6462

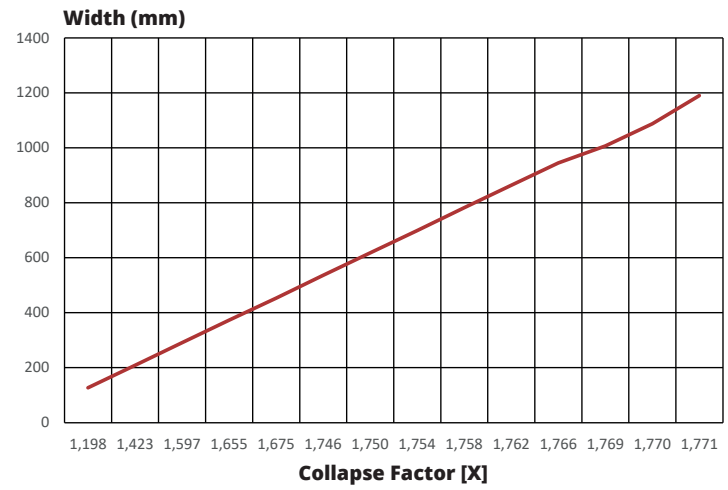

Collapse factor = min. inner radius / belt width

Min. inner radius = collapse factor x belt width

Collapse factor from 1,5

STANDARD WIDTH

Belt width	Min.inner radius.
127	152
147	183
168	220
188	260
209	297
229	336
250	378
270	419
291	465
311	504
332	543
352	581
373	617
393	652
413	688
433	723
453	763
475	810
495	856
516	906
536	954
557	1000
577	1044
598	1085

Belt width.	Min.inner radius
618	1125
638	1164
659	1127
679	1173
699	1216
720	1264
741	1312
761	1358
782	1408
802	1459
823	1513
843	1564
864	1618
884	1675
904	1734
925	1753
945	1800
966	1850
986	1898
1007	1944
1088	2143
1190	2404

S.100R HOOK MEASUREMENT

S. 100R Turned inside

S.100R – DISTANCE FOR HOOKS TURNED INSIDE – (MM)

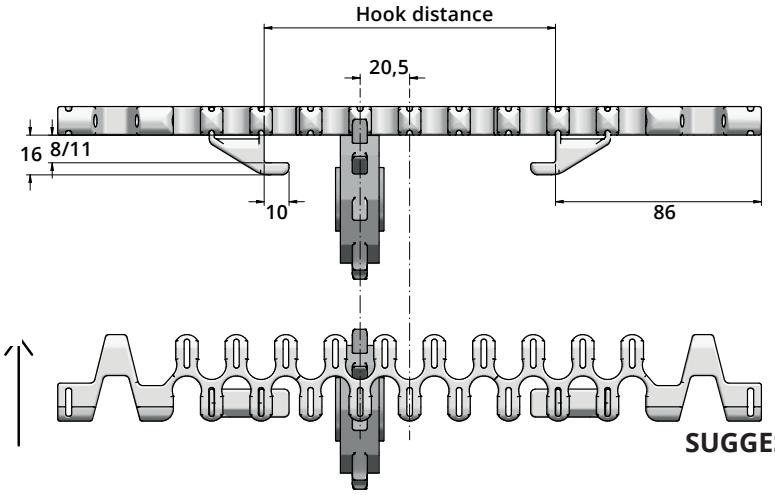

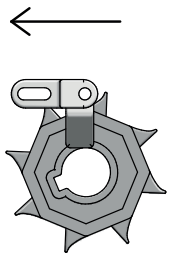

SUGGESTED MODEL

Belt Distance	Hook Distance
127	-
147	-
168	-
188	-
209	38
229	- 58
250	38 - 79
270	- 58 - 99
291	38 - 79 - 120
311	- 58 - 99 - 140
332	38 - 79 - 120 - 161
352	- 58 - 99 - 140 - 181
373	38 - 79 - 120 - 161 - 201
393	- 58 - 99 - 140 - 181 - 221
413	38 - 79 - 120 - 161 - 201 - 242
434	- 58 - 99 - 140 - 181 - 221 - 262
454	38 - 79 - 120 - 161 - 201 - 242 - 282
475	- 58 - 99 - 140 - 181 - 221 - 262 - 304
495	38 - 79 - 120 - 161 - 201 - 242 - 282 - 324
516	- 58 - 99 - 140 - 181 - 221 - 262 - 304 - 345
536	38 - 79 - 120 - 161 - 201 - 242 - 282 - 324 - 365
557	- 58 - 99 - 140 - 181 - 221 - 262 - 304 - 345 - 386
577	38 - 79 - 120 - 161 - 201 - 242 - 282 - 324 - 365 - 406
598	- 58 - 99 - 140 - 181 - 221 - 262 - 304 - 345 - 386 - 427
618	38 - 79 - 120 - 161 - 201 - 242 - 282 - 324 - 365 - 406 - 447
638	- 58 - 99 - 140 - 181 - 221 - 262 - 304 - 345 - 386 - 427 - 467
659	38 - 79 - 120 - 161 - 201 - 242 - 282 - 324 - 365 - 406 - 447 - 488
679	- 58 - 99 - 140 - 181 - 221 - 262 - 304 - 345 - 386 - 427 - 467 - 508
699	38 - 79 - 120 - 161 - 201 - 242 - 282 - 324 - 365 - 406 - 447 - 488 - 528
720	- 58 - 99 - 140 - 181 - 221 - 262 - 304 - 345 - 386 - 427 - 467 - 508 - 549
741	38 - 79 - 120 - 161 - 201 - 242 - 282 - 324 - 365 - 406 - 447 - 488 - 528 - 570
761	- 58 - 99 - 140 - 181 - 221 - 262 - 304 - 345 - 386 - 427 - 467 - 508 - 549 - 590
782	38 - 79 - 120 - 161 - 201 - 242 - 282 - 324 - 365 - 406 - 447 - 488 - 528 - 570 - 611
802	- 58 - 99 - 140 - 181 - 221 - 262 - 304 - 345 - 386 - 427 - 467 - 508 - 549 - 590 - 631
823	38 - 79 - 120 - 161 - 201 - 242 - 282 - 324 - 365 - 406 - 447 - 488 - 528 - 570 - 611 - 652
843	- 58 - 99 - 140 - 181 - 221 - 262 - 304 - 345 - 386 - 427 - 467 - 508 - 549 - 590 - 631 - 672
864	38 - 79 - 120 - 161 - 201 - 242 - 282 - 324 - 365 - 406 - 447 - 488 - 528 - 570 - 611 - 652 - 693
884	- 58 - 99 - 140 - 181 - 221 - 262 - 304 - 345 - 386 - 427 - 467 - 508 - 549 - 590 - 631 - 672 - 714
904	38 - 79 - 120 - 161 - 201 - 242 - 282 - 324 - 365 - 406 - 447 - 488 - 528 - 570 - 611 - 652 - 693 - 734
925	- 58 - 99 - 140 - 181 - 221 - 262 - 304 - 345 - 386 - 427 - 467 - 508 - 549 - 590 - 631 - 672 - 714 - 754
945	38 - 79 - 120 - 161 - 201 - 242 - 282 - 324 - 365 - 406 - 447 - 488 - 528 - 570 - 611 - 652 - 693 - 734 - 775
966	- 58 - 99 - 140 - 181 - 221 - 262 - 304 - 345 - 386 - 427 - 467 - 508 - 549 - 590 - 631 - 672 - 714 - 754 - 795
986	38 - 79 - 120 - 161 - 201 - 242 - 282 - 324 - 365 - 406 - 447 - 488 - 528 - 570 - 611 - 652 - 693 - 734 - 775 - 815
1007	- 58 - 99 - 140 - 181 - 221 - 262 - 304 - 345 - 386 - 427 - 467 - 508 - 549 - 590 - 631 - 672 - 714 - 754 - 795 - 836
	38 - 79 - 120 - 161 - 201 - 242 - 282 - 324 - 365 - 406 - 447 - 488 - 528 - 570 - 611 - 652 - 693 - 734 - 775 - 815 836

S.100R HOOK MEASUREMENT

S. 100R Turned outside

S.100R – DISTANCE FOR HOOKS TURNED OUTSIDE - (MM)

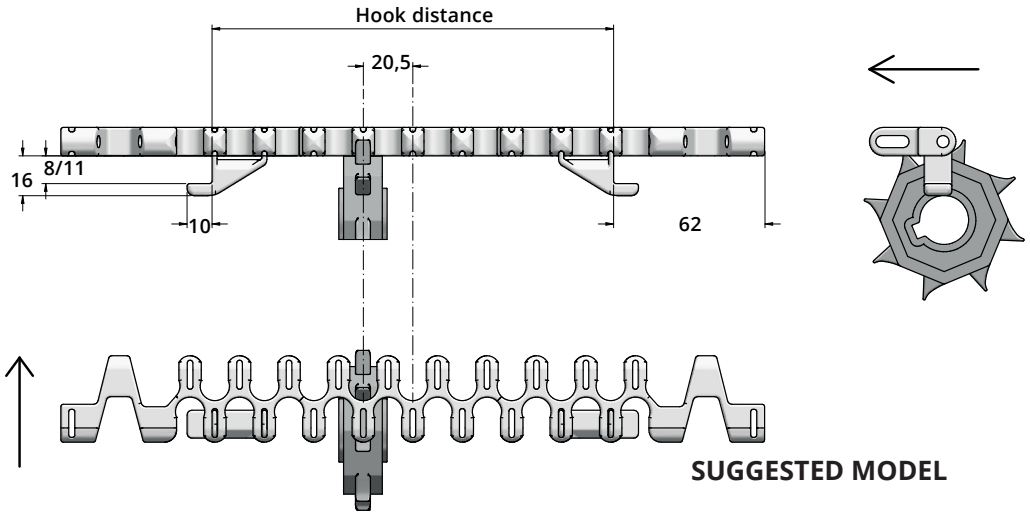

Belt Distance	Hook Distance
127	
147	
168	
188	64
209	- 85
229	64 - 105
250	- 85 - 126
270	64 - 105 - 146
291	- 85 - 126 - 167
311	64 - 105 - 146 - 187
332	- 85 - 126 - 167 - 208
352	64 - 105 - 146 - 187 - 228
373	- 85 - 126 - 167 - 208 - 249
393	64 - 105 - 146 - 187 - 228 - 269
413	- 85 - 126 - 167 - 208 - 249 - 289
434	64 - 105 - 146 - 187 - 228 - 269 - 310
454	- 85 - 126 - 167 - 208 - 249 - 289 - 330
475	64 - 105 - 146 - 187 - 228 - 269 - 310 - 351
495	- 85 - 126 - 167 - 208 - 249 - 289 - 330 - 371
516	64 - 105 - 146 - 187 - 228 - 269 - 310 - 351 - 392
536	- 85 - 126 - 167 - 208 - 249 - 289 - 330 - 371 - 412
557	64 - 105 - 146 - 187 - 228 - 269 - 310 - 351 - 392 - 433
577	- 85 - 126 - 167 - 208 - 249 - 289 - 330 - 371 - 412 - 453
598	64 - 105 - 146 - 187 - 228 - 269 - 310 - 351 - 392 - 433 - 474
618	- 85 - 126 - 167 - 208 - 249 - 289 - 330 - 371 - 412 - 453 - 494
638	64 - 105 - 146 - 187 - 228 - 269 - 310 - 351 - 392 - 433 - 474 - 514
659	- 85 - 126 - 167 - 208 - 249 - 289 - 330 - 371 - 412 - 453 - 494 - 535
679	64 - 105 - 146 - 187 - 228 - 269 - 310 - 351 - 392 - 433 - 474 - 514 - 555
699	- 85 - 126 - 167 - 208 - 249 - 289 - 330 - 371 - 412 - 453 - 494 - 535 - 575
720	64 - 105 - 146 - 187 - 228 - 269 - 310 - 351 - 392 - 433 - 474 - 514 - 555 - 596
741	- 85 - 126 - 167 - 208 - 249 - 289 - 330 - 371 - 412 - 453 - 494 - 535 - 575 - 617
761	64 - 105 - 146 - 187 - 228 - 269 - 310 - 351 - 392 - 433 - 474 - 514 - 555 - 596 - 637
782	- 85 - 126 - 167 - 208 - 249 - 289 - 330 - 371 - 412 - 453 - 494 - 535 - 575 - 617 - 658
802	64 - 105 - 146 - 187 - 228 - 269 - 310 - 351 - 392 - 433 - 474 - 514 - 555 - 596 - 637 - 678
823	- 85 - 126 - 167 - 208 - 249 - 289 - 330 - 371 - 412 - 453 - 494 - 535 - 575 - 617 - 658 - 699
843	64 - 105 - 146 - 187 - 228 - 269 - 310 - 351 - 392 - 433 - 474 - 514 - 555 - 596 - 637 - 678 - 719
864	- 85 - 126 - 167 - 208 - 249 - 289 - 330 - 371 - 412 - 453 - 494 - 535 - 575 - 617 - 658 - 699 - 740
884	64 - 105 - 146 - 187 - 228 - 269 - 310 - 351 - 392 - 433 - 474 - 514 - 555 - 596 - 637 - 678 - 719 - 760
904	- 85 - 126 - 167 - 208 - 249 - 289 - 330 - 371 - 412 - 453 - 494 - 535 - 575 - 617 - 658 - 699 - 740 - 780
925	64 - 105 - 146 - 187 - 228 - 269 - 310 - 351 - 392 - 433 - 474 - 514 - 555 - 596 - 637 - 678 - 719 - 760 - 801
945	- 85 - 126 - 167 - 208 - 249 - 289 - 330 - 371 - 412 - 453 - 494 - 535 - 575 - 617 - 658 - 699 - 740 - 780 - 821
966	64 - 105 - 146 - 187 - 228 - 269 - 310 - 351 - 392 - 433 - 474 - 514 - 555 - 596 - 637 - 678 - 719 - 760 - 801 - 842
986	- 85 - 126 - 167 - 208 - 249 - 289 - 330 - 371 - 412 - 453 - 494 - 535 - 575 - 617 - 658 - 699 - 740 - 780 - 821 - 862
1007	64 - 105 - 146 - 187 - 228 - 269 - 310 - 351 - 392 - 433 - 474 - 514 - 555 - 596 - 637 - 678 - 719 - 760 - 801 - 842 - 883
	- 85 - 126 - 167 - 208 - 249 - 289 - 330 - 371 - 412 - 453 - 494 - 535 - 575 - 617 - 658 - 699 - 740 - 780 - 821 - 862 883